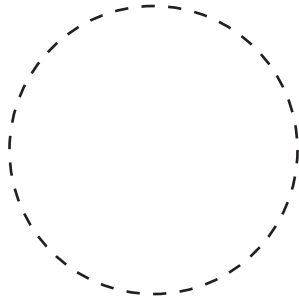
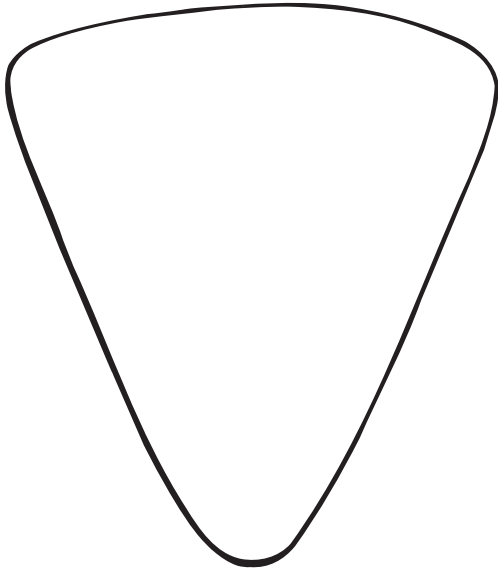


1-1/2" diameter
Top / Bottom




Cheese - Top (rounded edges)
LFD-CS03



Note: Bottom of cheese has rougher item edges.

Cheese - Bottom
LFD-CS03



Cheese - Flat End
LFD-CS03



↑ top

↓ bottom

Item #	Description
LFD-CS03	CHEESE

Your artwork will be sized to max imprint area unless otherwise requested. Due to the orientation of some logos, your artwork may be sized smaller than the imprint area listed here or in the catalog to achieve a uniform, non-distorted imprint.